



The Reflector



www.delawarephotographicsociety.org • Delaware Photographic Society
PSA Award Winning Publication

April 2006

President's Message

Crocus, daffodils, and forsythia are adding color to the landscape, and people, my personal favorite subject, are beginning to show their faces out-of-doors. It's time to spring clean my camera bag's contents and get to work.

If you haven't already done so, it's also time to put together your photo essay for our annual competition. Since the rules have been changed significantly from previous years, please review them to give yourself the best chance of success. Copies are available at meetings and on our Web site.

Friday, April 7, our Members'

Show will open at the downtown Wilmington Library. The opening, from 5:30 to 8 p.m., will feature refreshments provided by the library. Experience tells us that members' exhibits invariably bring us new members and other opportunities to share our work with a larger audience. I thank those of you who submitted prints for the exhibit and hope to see you at the opening reception.

Last summer, the DPS Board of Directors created a new (or resurrected a former) position, that of Outside Exhibits Chair. This person would be responsible for organizing events such as the library exhibit.

The upcoming exhibit was organized at the initiative of the library, and we could do many more, if someone steps forward to accept the position of Outside Exhibit Chair. There are many opportunities to show work out there, if someone takes the effort to identify them and organize

There are many opportunities to show work out there, if someone takes the effort to identify them...


events. It has been my experience that, once someone takes a job,

(Continued on page 3)

DPS Members Present Wilmington Exhibits

DPS members will exhibit their images at two downtown Wilmington locations during the month of April. Both exhibits will be included in the **April 7 Art Loop** evening held from **5:30 p.m. - 8 p.m.** The two venues are close enough together for you to easily attend both opening receptions.

The first show contains photographs by Dianne Carnegie, Monica Nagy, Margaret Rafal, Lynn



Zoo Swan © 2006 Dianne Carnegie

Maniscalco, Helen Gerstein, and Jane Strobach at the City-County Building at 800 N. French Street.

The second exhibit is a DPS Members' Show at the historic Wilmington Library, 10 East 10th Street. DPS members may submit up to three entries each, preferably matted and framed **with hanging wire**, to Jeff Smith by April 1. For more information, or to volunteer to help, contact Jeff Smith at jasmix@comcast.net or 302.368.1089.

In this issue...

Instruction Night.....2
Q&A.....4

Magenta Inkjet Prints?.....6
Photo Essay Contest.....8

Exhibits.....10
Calendar of Events.....11

**DELAWARE PHOTOGRAPHIC SOCIETY
2005-2006**

President — Jeff Smith

302.368.1089 / jasmix@comcast.net

First Vice President — Bob Hunt

302.764.1363 / makingcopy@aol.com

Second Vice President — Joe Bernofsky

302.478.4752 / Joebornofsky@comcast.net

Recording Secretary

Eleanor Blankenbaker

610.388.1305 / johblank@pipeline.com

Treasurer/Corp. Secretary

John Blankenbaker

610.388.1305 / johblank@pipeline.com

Education Director — Karl Leck

610.388.0298 / usesa@earthlink.net

Slide Director — June McKenney

302.368.2332 / bigstuart31@aol.com

Print Director — Ray Magnani

302.738.6953 / magnani@comcast.net

Program Director — Bob Coffey

610.388.2741 / Bobcoffey@aol.com

Reflector Editor — Sharon Coffey

610.388.2741 / SESCoffey@aol.com

Membership — Eileen Furlong

302.764.6922 / efurlong@comcast.net

Field Trips — Tom Oathout

302.836.0148 / tom.oathout@zepamfg.com

Awards Committee Chair — Gus Costis

302.798.8195 / gtcostis@comcast.net

DVCCC Representative

Lynn Maniscalco

302.478.6423 / ltmphoto@juno.com

Publicity Chair — John Hamilton

302.479.0222 / deljohn@aol.com

Digital Competition — Bill Ritchie

302.239.1282 / arthurw43@msn.com

DPS Webmaster — Steve Furlong

302.764.6922 / sfurlong@comcast.net

www.delawarephotographicsociety.org

The Delaware Camera Club (DCC) was established January 28, 1931. DCC is a charter member of the Photographic Society of America and The Delaware Valley Council of Camera Clubs. In 2002 the name was changed to the Delaware Photographic Society (DPS) and the Society became a tax deductible charitable organization.

Instruction Night

Instruction night sessions are held the first Monday of the month in the DuPont Pavilion. For more information, contact Karl Leck at usesa@earthlink.net.

- **April 3: Masking De-mystified**

This month Jane Strobach will be covering the topic of Masks — an important tool while working in Photoshop. They allow you to make changes to some areas of your photograph while protecting the rest of the image. We will explore several masking possibilities, be-

ginning with easy one-layer projects (for those of you who are layer phobic) and gradually moving on to some that offer a bit more of a challenge. We'll use a cookbook approach with step-by-step recipes for you to take home and try on your own pictures. Steve Berkowitz will contribute instructions on adding frames and drop shadows to your image.

- **May 1: Sharpening: The digital super tool and how to use it well** — Karl Leck

DVCCC Spring Foto Fling

FREE ALL-DAY EVENT!!!

Saturday, April 29, 2006

9 a.m. — 4:30 p.m.

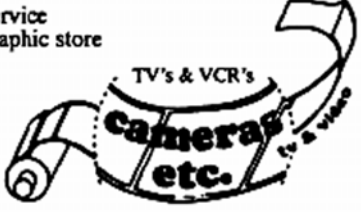
200 Stiles Ave., Maple Shade, NJ

All members of DPS qualify for free admission to the Council's Spring Foto Fling (\$20 for all others). The morning session consists of photo competitions where 30

medals will be awarded. Afternoon sessions include: *Creative Photography* by Fred Wiedberg, Stereo Card display, Photo Travel Exhibition, Hands-On for Better Photography, and photographic items for sale.

Check www.dvccc-photo.org for directions and contest rules.

a full service
photographic store



TV's & VCR's
cameras
etc.
TV & video

James F. Cycyk - President

4101 North Market St. Wilmington, DE 19802 (302) 764-9400 (302) 764-9402 Fax	165 East Main St. Newark, DE 19711 (302) 453-9400 Fax (302) 453-9575
---	---

*Please
support
our
Sponsor.*

President's Message

(Continued from page 1)

assistants are easy to find. Plenty of Indians, not enough chiefs.

Now that the WIEP has been completed, hopefully some of us will have time to work on some of the other directions we want this Society to take. One of these is to look over the organization's history in preparation for an observance of our seventy-fifth anniversary in September. I'd like to call on our senior members to review whatever materials they might have that reflect on our past. As the Society's historian, I'd like to see whatever is available to augment the materials in my possession.

Of course, we also need to continue to look to the future. Print competition in March saw the first use of our new scoring system, and reminded us of the need for a video camera to allow all of the large crowd to actually see the images. The search for a suitable camera continues, and will hopefully succeed in the near future. We will also likely begin a search for a suitable computer to use

with the new scoring system. The club's laptop must be mated to the digital projector on slide/digital night. It will therefore require another computer to mate with the scoring system.

As new technologies solve problems, they also create them. Dave Hutton noted that, as he presented the digital slide show of the Wilmington International, several of the digital projectors he used, belonging to the various venues, were brighter than ours, which may mean that it is time to replace the bulb. The need for hardware and software updates will confront us over time. When we consider that the old analog scoring systems were in use for over twenty years, the changing times become apparent. I'm proud to temporarily be at the helm of the multifaceted organization we've become over seventy-five years, and thank all of you for your help towards keeping us going and growing.

Jeff

Horizon Workshop Summit

Steve Gottlieb, founder/director/instructor of Horizon Workshops, will hold the first "Annual Photography Summit" on May 5, 6, and 7, 2006 at his studio in Chesapeake City, Md. The three-day week-




end program will consist of lectures by Horizon faculty and other leading photographers (including DPS's own Karl Leck and Bob

Coffey), portfolio reviews, photo competition with great prizes, field trips with Horizon faculty, and personal shooting time in scenic, historic Chesapeake City. Register before April 1 and the entire weekend is only \$200. Registration during April will be \$250 and \$275 thereafter.

For a detailed description of the individual sessions and bios of the presenters visit the Horizon Web site at Horizonworkshops.com.

Vignettes



- Instruction Night is held the first Monday of the month at 7:30 p.m.
- Competition nights are held on the second and third Mondays starting at 7:30 p.m.
- Program night is the last Monday of the month, 7:30 p.m.
- Location: Cokesbury Village, DuPont Pavilion, 726 Loveville Road, Hockessin, DE 19707.
- Membership dues should be addressed to: DPS Treasurer, John Blankenbaker, P.O. Box 120, Chadds Ford, PA 19317. Dues are \$35 for individuals, \$25 for others at the same address, and half the individual for junior or nonresident members. Dues for first-year members are \$20 per person.
- *The Reflector* is published by the Delaware Photographic Society, September through June and printed by Academy Printing, Wilmington, Delaware. No material may be reproduced without written permission. Contribution deadline is the third Monday of the month. Send announcements and/or articles to Sharon Coffey, 48 Partridge Lane, Kennett Square, PA 19348, 610.388.2741 or SESCoffey@aol.com.

• Visit our Web site at:
www.delawarephotographicsociety.org

Questions & Answers

Contributed monthly by Erik Kissa

Q: *Ken Rockwell makes a comment about the Nikkor VR 24-120mm lens that I find puzzling: "72mm filter. Wrong! Big mistake, this is incompatible with the standard 77mm filters. I have not tested to see if there is vignetting when used at 24mm with film and 72-77mm step-up ring. This will not be a problem on digital cameras." Does this mean that 77mm filter is ok and does not vignette on the D70?*

A: If somebody is wrong here, it is not Nikon. Some photographers test first and talk later, some talk first and test later, if at all. The 72mm filter size means that Nikon made the lens barrel smaller and lighter. This does not cause any problems. A 77mm filter can be used with a 72>77mm step-up ring. An aluminum step-up ring costs only \$6.95, although a brass ring costs twice as much. The step-up ring has two important advantages. Firstly, if threads are stripped when a filter is screwed on hastily, the step-up ring and not the lens is damaged. I have seen a lens dropped. The step-up ring was bent but the lens was not damaged. Secondly, the oversize filter reduces vignetting by the filter, although vignetting is not a problem for a digital camera.

It is unfortunate that the information we read, especially on Internet, is not always reliable. Magazines are more trustworthy but not entirely error free. As an example, *Outdoor Photographer*, a respected magazine, states in the March 2006 issue, page 80, that the Nikon D200 has a 1.6x

magnification factor. The correct number is 1.5x. Furthermore, the term "magnification factor" of the focal length is misleading. The focal length of a 35mm camera lens on the D200 is not increased and the area of the recorded image is reduced, not magnified. The correct term is the "picture-angle equivalence factor". A 200mm lens on the Nikon D200 has the same picture angle as a 300mm lens on a 35mm camera.

Q: *How can I make a contact sheet of my photos?*

A: The term contact sheet originates from photography with film when negatives were placed on a light sensitive paper and a contact print was made. To make a digital contact print is easy. In Photoshop CS2 and its earlier versions, as well as in Photoshop Elements 1.0 and 2.0, open *Files>Automate> Contact Sheet II*. Click on *Browse* and select the folder for the contact sheet. Choose the paper size (8"x10" is the default size) and resolution (300 ppi for high quality). Select the color, the *Across First* option, and enter the number of columns and rows. Choose *Auto-Spacing* and *Use Filename as Caption*. Do not select the *Rotate for Best Fit*, otherwise your verticals will be shown horizontally. Click on *OK* and the contact sheet is ready to print. I print my contact sheets on Epson Photo Quality Ink Jet paper.

Photoshop Elements 3.0 and 4.0 have a different procedure. Open the *Organizer* and click on *Print*. On the screen find *Select Type of Print* and choose *Contact Sheet*

from the drop-down menu. Select the number of columns. Click on *Add*, on the left lower corner. Select photos in the *Organizer* and click on *Add Selected Photos*. The contact sheet is now ready to print.

Q: *I am a sports photographer and need a flash unit for my Nikon D1H and D2X cameras that will keep up without burning up - I recently burned up a Nikon SB-80 flash unit. I take several hundred photos within about 30 minutes and need a flash that can handle it. Any suggestions?*

A: I use two flash units for rapid consecutive shooting with an external power source. When one flash gets warm, I switch flashes and continue with the second flash while the first one is cooling.

Nikon recommends a maximum of 15 full power shots before a cooling period. Some time ago, I exceeded this limit and my SB-80DX started to smell. I am more careful now. I have not stressed my SB-800 but I believe overheating can harm it as well.

Q: *I will edit photographs and buy Photoshop CS2 software. I am a beginner. Should I take a course to learn how to use Photoshop?*

A: It is always good to learn something but if time and money are important, a hands-on step-by-step learning process is more effective. The problem with learning the complete Photoshop at once is that you may forget

(Continued on page 5)

Questions & Answers

(Continued from page 4)

some of the procedures before you need them.

I suggest an easier learning curve beginning with Photoshop Elements. Elements 3.0 and 4.0 have three parts: Organizer for getting photos, Quick Fix, and Standard Editor. (Note: Elements 4.0, unlike the earlier versions, does not have an equivalent for Mac users.) Send your photographs from your digital camera or memory card reader to Organizer. Open a photo in Quick Fix and adjust lighting, color, and saturation. You can crop an image, if needed. Everything on the screen is self-explanatory. You will be editing your photos while someone else would still be taking the first lesson of the Photoshop course.

After awhile you will need more control and start using the Standard Editor. If you do not mind silly humor, the "Dummy" book will help you. A more useful book is the well illustrated Adobe Photoshop Elements 4.0, by Philip Andrews. Members of your camera club will help you too.

The most important tools in Elements, including Levels, Hue and Saturation, Shadows and Highlights, are the same as in the full Photoshop. You will have twenty tools Photoshop CS2 does not have, but eventually you will miss the Curves and Color Balance adjustments of CS2. As I wrote last month, the Hidden Power of Elements book has these and many other tools available for \$39.95. For about \$100 of total expense, you will have the essential firepower of Photoshop CS2 costing \$600, and have saved the cost of a Photoshop course.

You may never need Photoshop CS2 but if you get heavily involved in graphics and publishing, it is easy to switch to Photoshop CS2. The main challenge is to find where the tools are hidden and this is not difficult. Adobe Photoshop CS2 User Guide and other books can guide you. Adobe Photoshop CS2 Visual Encyclopedia has the tools listed in alphabetical order. Your experience with Photoshop Elements will help you to understand the details of Photoshop and to tackle the intricate techniques of the graphic artists. You may decide to become a Photoshop expert and feel a need to take an advanced course. The course will be more beneficial now than at the beginning.

Q: *Does a digital camera have less exposure latitude than film?*

A: Yes, a digital camera has less exposure latitude than film but the response of a sensor to light is more complicated than a simple lighter-darker relationship.

Film has a wide exposure latitude, because the light-sensitive silver halide particles are not uniform. The particles vary in size, shape and sensitivity and are distributed in the "gelatine" layer of a considerable thickness.

The photosensitive sites, pixels, of a digital sensor are almost uniform in size and sensitivity. They cannot tolerate an overload of light and become noisy when underexposure is compensated by increasing the amplification of the signal. The response to light of digital sensors is frequently compared to the narrow latitude of

a transparency (slide) film. This comparison does not adequately describe the true characteristics of digital capture. Blown highlights are a plight of digital cameras but seldom a problem with slide film.

To a considerable extent, the exposure latitude of digital cameras depends on the sensor and the processor in the camera. The technology of digital capture is still developing and new sensor designs will appear.

The exposure latitude of stationary scenes can be extended by taking two photographs: one exposed for the shadows and one for the highlights. The two images can be combined in Photoshop CS2 by the High Dynamic Range command. Go to Files> Automate> Merge to HDR. More than two photographs can be taken and combined to cover the full dynamic range of the scene. When the photographs are taken, the exposure should be changed without moving the camera. A movement of the camera can be avoided by measuring the exposures before taking the pictures and then set the autobracketing accordingly. A remote control eliminates the need to touch the camera. The full dynamic range of a HDR image has the unwieldy 32-bits per channel depth. Saving the file as the 8- or 16-bit image loses some information but is eventually unavoidable. The HDR procedure has been described in detail by Lewis Kemper in the *Outdoor Photographer*, March 2006 issue.

Erik Kissa

Send questions to ekissa@aol.com

Why Are My Inkjet Prints Magenta?

By Sandro Cuccia
sandro@imagemedic.com
www.imagemedic.com

Do you find that your inkjet prints come out with too much of a magenta cast to them? Have you ever gone into Photoshop – or worse, your printer driver color controls – and manually adjusted color sliders in order to attempt getting “decent” print-outs? As long as you’re using the later versions of Photoshop *and* the latest printer drivers you can quickly resolve this issue. It’s just that the solution is not necessarily intuitive and you have to usually dig through several layers of dialog boxes controlling your printing operations.

First, what are “printer drivers?” Very simply, a driver is a class of software that tells a computer how to communicate with a hardware device attached to it – that is, how to “drive” that device. A printer driver tells the computer how to properly configure data sent to the printer so that your image prints out as expected. A printer driver for an advanced photo printer such as the Epson Stylus Photo line of printers also includes information very specific to the different Epson papers you choose to use. Modern operating systems such as Windows XP and Mac OS X come preconfigured with many drivers, but drivers are constantly being updated by the third-party device manufacturers. When you purchase a printer you are provided with a CD so that you can install printer-related software on your computer. Among other things, you are installing the latest printer drivers for your new

printer. Printer drivers are occasionally updated by the manufacturers due to problem fixes or to provide compatibility with new versions of computer operating systems. You should periodically check with the printer manufacturer’s support website to see if updated drivers have been released for your particular printer model. If so, download and install them.

When using Photoshop you should ALWAYS use the PRINT WITH PREVIEW command when printing an image to your inkjet printer. This gives you quick access to color management options that interact with your installed printer driver. One major assumption I am making is that your monitor is properly calibrated, and your computer has the appropriate ICC monitor profile loaded. All this for a future article!

So why are you getting magenta-cast prints? This one is a classic mistake. A magenta color cast happens when there is DOUBLE color management – that is, after having set Photoshop to color manage your image, you also let the printer do its own color management. This is all controlled in the Print With Preview dialog box.

The following procedures assume using an Epson printer driver and running Photoshop CS2. However, the commands are available in version 7 and CS, but some of the wording changes slightly between versions, between Mac and Windows platforms, *and* between printer driver brands. The Print With Preview dialog is managed by Photoshop. Look for a drop-down menu which allows you to select “Color Management” settings. In Photoshop CS2, choose “Let Photo-

shop Determine Colors” under Color Handling. This is the crucial step because you went to a lot of trouble to get the colors just right within Photoshop – why let the printer mess things up by allowing it to do the color management? Under Printer Profile select a profile for Photoshop to print with (a paper/ink/driver-specific profile, not the interface default of Working RGB). Next, choose a Rendering Intent of either Relative Colorimetric or Perceptual. When you click the PRINT button you are transferring control from Photoshop to the printer driver.

You are then presented with the Print dialog which is controlled by the printer driver. This is where you need to select the type of paper you are using (eg; specific Epson papers such as Epson Matte Paper Heavyweight). This is important because the printer will lay down ink differently depending on the paper substrate. Last but not least, in the Print dialog you need to select “No Color Adjustment” under Color Management. Here you are telling the driver that since Photoshop has color managed the image (as established in the Print With Preview dialog), it is not to be tampered with any more!

Finally, to ensure the best results with no surprises, I recommend you avoid using third party inks and papers. This is best for avoiding hassles and printer problems. If you MUST use special fine-art papers, be sure to deal with paper suppliers that provide ICC color profiles for your papers – such as *Red River Paper* and *Moab Paper*. ☺

March Print Results

Many thanks to our March print judges John Cox, Terence Roberts, and Bryan Lang.

MONOCHROME—ASSIGNED

Class A

Williams, L	<i>Church Yard Gates</i>	21*
Everds, N	<i>Warped Glass</i>	20*
	<i>Self-Portrait</i>	19
Williams, L	<i>Paul's Hands</i>	17
Tuttle, R	<i>Distorted Growth</i>	16

Salon

Strobach, J	<i>Behind the Aquarium</i>	20*
DiPietrapl, F	<i>Twisted Tree</i>	19*
Furlong, S	<i>The Pier</i>	18*
Hutton, D	<i>Twisted Residence</i>	18*
Leck, K	<i>Spirits of Rome</i>	18*
	<i>Woman from Venus</i>	18*
DiPietrapl, F	<i>Moving Water</i>	17
Furlong, S	<i>Palm in Perspective</i>	17
Oathout, T	<i>Mono Distorted Also</i>	17
	<i>Mono Distorted 1</i>	16
Strobach, J	<i>A Musical Riff</i>	16
Magnani, R	<i>Tiger Cub</i>	15
Hutton, D	<i>Distorted</i>	13

MONOCHROME—OPEN

Class A

DiPietrapl, M	<i>Hitching a Ride</i>	19*
Reed, Marty	<i>Sepia Rose</i>	19*
	<i>Tree Fern Silhouette</i>	19*
Miller, C	<i>Cactus</i>	18
Gerstein, H	<i>A Mother's Love</i>	17
DiPietrapl, M	<i>3 Buggies</i>	16

Salon

DiPietrapl, F	<i>Brandywine Wall Walk</i>	21*
	<i>N. J. Beach Fence</i>	20*
Leck, K	<i>Dervish Frenzy</i>	20*
Oathout, T	<i>Mono Open 1</i>	20*
Bernofsky, J	<i>The Beach</i>	19*
Coffey, B	<i>Abandoned Wagon</i>	19*
Firmani, R	<i>Lonesome Pine</i>	19*
	<i>Winter Crossings</i>	19*
Furlong, S	<i>The Vineyard</i>	19*
Hutton, D	<i>The Big Takeoff</i>	18
Strobach, J	<i>Reenactor</i>	18
Gerstein, M	<i>Veteran's Home</i>	17
Oathout, T	<i>Mono Open 2</i>	17
Talarowski, B	<i>High Deals-High</i>	17
Furlong, S	<i>Korbel Tower</i>	16

Leck, K	<i>Body Jewelry Model</i>	16
Strobach, J	<i>Lawn Bowling</i>	16
Coffey, B	<i>After the Storm</i>	15
Gerstein, M	<i>Bucket Got a Hole in it</i>	15

COLOR—ASSIGNED

Small Print

Biado, E	<i>Rialto Bridge at Night</i>	18*
Magnani, R	<i>Allies' Nightmare</i>	18*
	<i>Hawk Eye</i>	18*
McKenney, J	<i>Distorted Posture</i>	18*
Pivonka, D	<i>Darn Hurricanes</i>	18*
	<i>The Big Lens</i>	18*
McKenney, J	<i>Distorted Sunnies</i>	17
Williams, F	<i>Pop Pop What Happen</i>	17
Nagy, M	<i>Distorted</i>	16
Miller, C	<i>Distorted Eye</i>	15
Biado, E	<i>Solarized Tulips</i>	14
Nagy, M	<i>Button Eyes</i>	14

Class A

Reed, Marty	<i>Circular Staircase</i>	20*
	<i>Orchid Showgirl</i>	19*
Tuttle, R	<i>Flowing Sycamore</i>	19*
Williams, L	<i>Immanuel Church</i>	19*
Shambelan, C	<i>Solo Skater Twirling</i>	18*
Everds, N	<i>Best Western</i>	17
DiPietrapl, M	<i>Deformed Horse</i>	16
Tuttle, R	<i>Splinters</i>	15
Williams, L	<i>Yes?</i>	15

Salon

Strobach, J	<i>Rising in Blue Light</i>	23*
Coffey, B	<i>Rigging Study 201</i>	20*
Leck, K	<i>Distorted Self</i>	20*
Strobach, J	<i>Road to Destruction</i>	20*
Furlong, S	<i>Not Seaworthy</i>	19*
Carnegie, D	<i>New York-New York</i>	18*
Hutton, D	<i>Twisted Flower</i>	18*
Coffey, B	<i>The Eyes Have It</i>	17
DiPietrapl, F	<i>Bird in Motion</i>	17
Furlong, S	<i>Warbird</i>	17
Oathout, T	<i>Distorted 1</i>	17
	<i>Distorted Colors</i>	17
DiPietrapl, F	<i>Duck in Water</i>	16
Leck, K	<i>Big Eyed Baby Doll</i>	16
Gerstein, M	<i>Bay Window</i>	15
	<i>Lovers</i>	15
Hutton, D	<i>Merry Go Round</i>	15



COLOR—OPEN

Small Print

Pivonka, D	<i>I'm Not Afraid</i>	21*
Biado, E	<i>Japanese Garden</i>	19*
Elliott, M	<i>Brown Pelican Portrait</i>	19*
	<i>Brown Pelican Yawning</i>	19*
McKenney, J	<i>Bryce Amphitheater</i>	18*
Nagy, M	<i>Happy Couple</i>	18*
Biado, E	<i>Winter at Brandywine</i>	17*
Canby, T	<i>Pines, Huarqshan Mtns.</i>	17*
Lindtner, P	<i>I Need Help</i>	17*
	<i>Window Box</i>	17*
McKenney, B	<i>Abandoned</i>	16
Nagy, M	<i>Snowy Treetops</i>	16
Pivonka, D	<i>Longlenses Rule</i>	16
Miller, C	<i>The Path</i>	15
McKenney, J	<i>On Fence</i>	14
Canby, T	<i>Mischievous</i>	13

Class A

Everds, N	<i>Hook & Cable</i>	21*
	<i>Nut-Hatch</i>	20*
Gerstein, H	<i>My Idea</i>	19*
Tuttle, R	<i>Dune Shadow</i>	19*
Gerstein, H	<i>Quiet Smoke</i>	18*
Reed, Marty	<i>Calla Lily</i>	18*
Tuttle, R	<i>Morning Migration</i>	18*
DiPietrapl, M	<i>Black-eyed Susan</i>	17
Reed, Mark	<i>Sweet Dreams</i>	17
Shambelan, C	<i>Ft. Del. Union</i>	17
DiPietrapl, M	<i>Two Brothers</i>	16
Reed, Marty	<i>Rowing at the Riverfrt.</i>	16
Williams, L	<i>Gulf Coast Sunset</i>	16
Reed, Mark	<i>Playtime for Annie</i>	15
Shambelan, C	<i>Ft. Del. Blacksmith</i>	15

Salon

Leck, K	<i>Morning Balloon Ride</i>	23*
Gerstein, M	<i>Natural Light #2</i>	21*
Leck, K	<i>Amish Boy</i>	21*
Strobach, J	<i>Palace Staircase</i>	21*
DiPietrapl, F	<i>N. J. Dock</i>	20*
Furlong, S	<i>Anglers</i>	20*
	<i>Silhouette</i>	19*
Hutton, D	<i>Sailing to the Light</i>	19*
Carnegie, D	<i>Wynn Reflection</i>	18*
Coffey, B	<i>Dios Esta Aqui</i>	18*
	<i>Mexican Dancer</i>	18*
Gerstein, M	<i>Flower Show</i>	18*
Randolph, L	<i>Keeping Watch</i>	18*
Talarowski, B	<i>Old & Tired</i>	18*
Williams, A	<i>Love Temple</i>	18*

(Continued on page 8)

Photo Essay Competition

REMINDER...

Photo Essay Competition – April 24, 2006


This is a friendly reminder that the annual Photo Essay Competition is coming up April 24. You still have time to submit your entry forms. The deadline for entries is **April 19**.

Another friendly reminder – key among the rules is that the photo essay **must tell a story**.

Any questions, please contact Patsy Costis at pfcostis@juno.com or 302.798.8195. For more information visit the DPS Web site at www.delawarephotographicsociety.org

Exhibit Possibility

The Helen Graham Cancer Center at Christiana Hospital, is looking for local artists to exhibit work in the lobby and/or the library. Space is available for only 5 items, approximately 16"x20". The subject matter should be meditative, reflective, and calming. Each exhibitor will have their work up for one month and may offer their pieces for sale. If you would like to participate, contact Dave Hutton at DavidHutton18@comcast.net or 302.731.4815.



Print Results

(Continued from page 7)

Carnegie, D	<i>Flamingo Casino</i>	17
DiPietrapl, F	<i>Red Eyed Duck</i>	17
Oathout, T	<i>Flower Fence</i>	17
	<i>Tree w/ Water Dew</i>	17
Hutton, D	<i>Flower Trio</i>	16
Strobach, J	<i>Vermont Barn</i>	16
Talarowski, B	<i>Summer Bloom</i>	16
Bernofsky, J	<i>Calaily X</i>	15
	<i>Longwood Lily Pond</i>	15
Williams, A	<i>"I am in Charge Here"</i>	15
Randolph, L	<i>Wrong ?</i>	14

ALTERED REALITY

Leck, K	<i>Rock of the Siren</i>	22*
Furlong, S	<i>Mummer Man</i>	21*
Bernofsky, J	<i>The Absence of Black</i>	20*
Oathout, T	<i>Alternate Reality</i>	19*
Hutton, D	<i>March of the Dinos</i>	18*
Strobach, J	<i>Glowing Leaves</i>	18*
Talarowski, B	<i>All in Formation</i>	18*
Gerstein, H	<i>Dog Wood</i>	17
Shambelan, C	<i>Lighting at Blue Rocks</i>	17
DiPietrapl, F	<i>Insect Animal Ride</i>	16
Nagy, M	<i>Honda</i>	15
Biado, E	<i>Green Sunset</i>	14
DiPietrapl, M	<i>Twisted Twins</i>	13

* Denotes prints eligible for print of the year.

Corrections...contact Ray Magnani
302.738.6953 / magnani@comcast.net.

Year-to-date print scores will be sent out electronically. A few hard copies will be available at meetings for printer makers who are not online.

March Slide Results

Many thanks to our March digital and slide judges, Eric Zippe, Jim Thompson, and Caroline Golt.

Shambelan, C	15
Williams, A	14

Salon

Donor, V	<i>Sea Weed</i>	18*
Hamilton, J	<i>Ireland</i>	18*
	<i>Pony</i>	18*
Nagy, M	<i>Hall in Chandra</i>	18*
	<i>Rocks and Leaves</i>	18*
Sargeant, H	<i>Alexander Palm</i>	18*
Canby, T	<i>Beach at Lae Nani</i>	17*
Leck, K	<i>Monolith in Spring</i>	17*
Sargeant, H	<i>Mono Crystals</i>	17*
Rafal, P		16/15
Sargeant, M		16/15
Canby, T		15
Donor, D		15/15
Leck, K		15
Donor, V		14

ASSIGNED

Salon

Donor, D	<i>Mon. to Plastic Surgery</i>	17*
Leck, K	<i>Ballooning -- Needles</i>	17*
	<i>Winter Sky</i>	17*
Donor, D	<i>Galactic Canon</i>	16*
Donor, V		15/15
Nagy, M		15/13
Rafal, P		15/15

OPEN

Class A

Meredith, C	<i>Beautiful Chateau</i>	19*
Shambelan, C	<i>Low Tide in Cornwall</i>	18*
Lindtner, P	<i>Nymphaca Sturtevant</i>	17*
	<i>Vermont's Barn</i>	17*
Meredith, C	<i>Flowers of Notre Dame</i>	17*
Williams, A	<i>Sleeping Bee</i>	17*

* Slides eligible for slide of the year.
Corrections...contact June McKenney
302.368.2332 / bigstuart31@aol.com.



Assigned Subjects

April – Gates
May – Americana

March Digital Results

Many thanks to our March digital and slide judges, Eric Zippe, Jim Thompson, and Caroline Golt.

ASSIGNED

Class A

Leck, K	<i>Radioactive</i>	20*
Hutton, D	<i>Oslo Street</i>	18*
Strobach, J	<i>Modern Reflection</i>	18*
Strobach, J	<i>Wrap Around Tree</i>	17*
Leck, K	<i>Bush Is a Boob</i>	17*
Berkowitz, S	<i>Lion in Clouds</i>	16
Hutton, D	<i>Gale Wind</i>	16
Hamilton, J	<i>Croc</i>	15
	<i>Spider</i>	15
Gerstein, M	<i>Reflections</i>	14
Gerstein, H	<i>Fungus Amongus</i>	13
	<i>Twisted Sister</i>	13

Class B

Costis, P	<i>Taj Under Water</i>	20*
Reed, Mark	<i>Log Cabin in the Sky</i>	19*
Donor, D	<i>flaming flower 2</i>	17*
Clark, S	<i>Huatulco</i>	17*
	<i>Glowing Edges</i>	17*
Ritchie, B	<i>Hagley Fire Engine</i>	17*
Donor, D	<i>Strange Sweetgum</i>	17*
Tauber, T	<i>Self portrait</i>	16
	<i>Trisanna</i>	16
Moretti, J	<i>In the Gazing Ball</i>	16
Ritchie, B	<i>Penn Museum</i>	15
Reed, Marty	<i>Circular Stairs</i>	15
Moretti, J	<i>Through the Ice</i>	15
Reed, Marty	<i>Dazed and Confused</i>	15

McKenney, J	<i>Distorted #2</i>	14
	<i>Distorted #1</i>	14
Gus, C	<i>Roxie's Nose</i>	14
	<i>Fast Tractor</i>	13
Costis, P	<i>Pushkar From Bus</i>	12

OPEN

Class A

Leck, K	<i>Rainbow and ...</i>	21*
Blake, D	<i>The Big Win</i>	19*
Hamilton, J	<i>Sulfer</i>	19*
Berkowitz, S	<i>Dall Sheep</i>	19*
Hamilton, J	<i>Butterfly Girl</i>	19*
Blake, D	<i>Sky High</i>	19*
Everds, N	<i>Oaxaca Young</i>	18*
Berkowitz, S	<i>Goldfinch</i>	18*
Strobach, J	<i>Peeking Out</i>	18*
Leck, K	<i>Power Lunch</i>	17
Gerstein, H	<i>My Own</i>	16
Everds, N	<i>Vulcanizadora</i>	16
Hutton, D	<i>Venecian #1</i>	16
Gerstein, H	<i>Peep Hole</i>	16
Strobach, J	<i>Crab spider on ...</i>	16
Gerstein, M	<i>Advice</i>	15
	<i>Yer Down a Quart</i>	14
Hutton, D	<i>Tiger Swallowtail</i>	13


Class B

Costis, P	<i>Woman in Yellow</i>	18*
Gus, C	<i>I Brushed</i>	18*
Clark, S	<i>Dew on Daisy</i>	18*
Tauber, T	<i>Jewish Cemetery</i>	18*
	<i>Veteran</i>	17*

McKenney, J	<i>Fairyland Canyon</i>	17*
Reed, Mark	<i>Moment of...</i>	17*
Reed, Mark	<i>Hobo</i>	17*
Reed, Marty	<i>Fly on Daylily</i>	17*
Costis, P	<i>Street Scene</i>	17*
Clark, S	<i>Sailing from Cabo</i>	16
Donor, D	<i>Snow Day Sunset</i>	16
	<i>Nature's Snow</i>	16
Ritchie, B	<i>Penn Statue</i>	16
McKenney, J	<i>Evening Vie</i>	16
Gus, C	<i>View from Window</i>	15
Ritchie, B	<i>Nemours Statue</i>	15
Reed, Marty	<i>Pitcher with Dahlias</i>	15
Rafal, M	<i>Lavender Shawl</i>	15
	<i>Heather</i>	15
Moretti, J	<i>High jumper</i>	14
	<i>Out of Luck in AC</i>	13

* Images eligible for digital-image-of-the-year.

Corrections...contact Bill Ritchie at arthurw43@msn.com.



Taj Under Water © 2006 Patsy Costis

PSA

The Photographic Society of America (PSA) is the largest organization of its kind in the world, bringing together amateur and professionals in all the varied fields of photography, including color slides, nature, pictorial prints, stereo (3D), electronic photography, video/motion pictures, photojournalism, travel photography, and devotees of every process in which the world-wide membership is interested. Help from experts and educational programs is available to all members. Find out more about the PSA from these websites:

www.psaphoto.org and delawarephotographicsociety.org.

New Members

Lawrence Burke

3314 Old Capitol Trail Blvd.
Wilmington, DE 19808
302.892.2014
videomq6383@aol.com

Roni Duff

111 Lantana Drive
Kennett Square, PA 19348

Jim Donahue

jimdonahue@verizon.net

Ken Shader

82 Lynam Lookout Drive
Newark, DE 19702
302.456.3459
kenandlucie@comcast.net

Bob Thompson

2313 Berwyn Road
Wilmington, DE 19810
302.478.4124
thombo3@yahoo.com

George and Eva Burnet

26B King Circle
Newark, DE 19702
302.737.8305.
gburn1272@hotmail.com
rebma924@msn.com



Snowy Day © Don Shenk
Gold Medal People's Choice Award
Non-local category

People's Choice

Contributed by Ken Williams

The 73rd WIEP People's Choice results are in. Kim Steinger won first place with *Halloween Geese* and also second place with *Wintery Morning*. **Dianne Carnegie** placed third with *Geyser Field* and **Bob Coffey** placed fourth with *Wannabe Bidders*. This is the first time that the local Gold Medal was won by a person who was not a member of the DPS.

In the non-local group, Don Shenk of Millersville, Pa. won first place with the Commercial Print, *Snowy Day*. This print also won the IWF Gold Medal in its class. I am not sure, but it may be the first time a People's Choice award did not go to a Pictorial Print, Monochrome or Color. There was a tie for second and third places for *Flying Cranes* by Lin Dong Leung of Hong Kong, and *Sisters* by Wong Kin Ming of Hong Kong. Both photographs were PSA Gold Medal winners in their class.

Many thanks to everyone who voted in this year's competition.

Exhibits

Contributed by Karl Leck

The Michener Art Museum in Doylestown, Pa has 3 simultaneous photography exhibits:

•**Ansel Adams: Celebration of Genius** – 150 Adams photos from George Eastman House.

Thru May 14

•**Radical Vision: The Revolution in American Photography 1945-1980** – Exploring the radical changes in American photography by the best photographers of the

time (e.g. Diane Arbus to Gerry Winograd). Thru May 28

•**The Heart of Haiti** – Musician, MD and photographer Andrea Baldeck's beautiful record of daily life in a poor Haitian community. Thru July 9.

It is nice to know this good show is available within about a 90 minute drive. Hours are 10a.m.- 4:30p.m. Tuesday thru Friday, 10a.m -5p.m. on Saturday, and 12-5p.m. on Sunday. Senior admission is \$6 with \$4 additional

for the Adams show.

www.michenerartmuseum.org

Chester County Camera Club is currently showing *Longwood Through the Lens* in the Music Room of the main Longwood Conservatory. This photographic exhibition of over 50 mono and color photographs highlights the gardens, architecture and people of Longwood Gardens. I believe this is the venue for the DPS show next year. Thru April 16.

Photo Ops

☛ **Saturday, April 8, Field Trip to Fort Delaware.** The ferry from Delaware City to the fort leaves every hour on the hour starting at 10 a.m. and ending at 4p.m. We will meet at the ferry ticket office at **9:50a.m.** For more information, contact Tom Oathout 302.836.0148 or tom.oathout@zepamfg.com.



Bob Coffey caught at the Strasburg "Mud Sale" stressing the importance of checking your histogram to anyone who would listen.

Photo by Steve Berkowitz

☛ **Saturday, April 8, Mud Sale, Rawlinsville, Pa.** Mud Sales are springtime benefit auctions for volunteer fire companies held in Lancaster County Pa. Local people both "English" and Amish come to buy and sell everything from quilts to buggies. Rawlinsville is located south of Lancaster east of Route 272. The new fire hall is just around the corner and down the hill from the post office. Check out more mud sale dates at www.virginiacaputo.com.

☛ **April, Acres of Spring at Longwood Gardens,** Kennett Square, Pa. Photograph thousands of lilies, tulips, freesias and other spring-time blossoms inside the conservatory or Japanese magnolias and cherry blossoms outdoors. In May, native azaleas, columbines and Virginia bluebells color the gardens. Hours— 9 a.m.-5 p.m. Admission. For information, contact www.longwoodgardens.org or 610.388.1000.

☛ **April 22 - 23, Colonial Pennsylvania Plantation, Family Fun Weekend,** Ridley Creek State Park, Media Pa. Two days of crafts and fun presented by costumed docents. Meet the Plantation family and learn first hand what life was like on an eighteenth century colonial farm. For more information, contact 610.566.1725 or www.colonialplantation.org.



Minute Man Colonial Pennsylvania Plantation © Robert Coffey

Coming Events

- **April 3**
7:30 p.m. Instruction Night
- **April 7**
5:30-8p.m Opening Reception
DPS Members' Exhibit
Wilmington Library (page 1)
- **April 8**
9:50 a.m.
Field Trip – Ft. Delaware
- **April 10**
7:30 p.m. Slide and Digital Competitions
- **April 17**
7:30 p.m. Print Night
- **April 24**
7:30 p.m. Photo Essay Contest
- **April 29**
DVCCC Spring Foto Fling
(Page 2)
- **May 1**
Digital entry deadline for May competition

